

# Whitewater Utility Customers: How to Register and Pay Your Bill on the PSN Mobile App

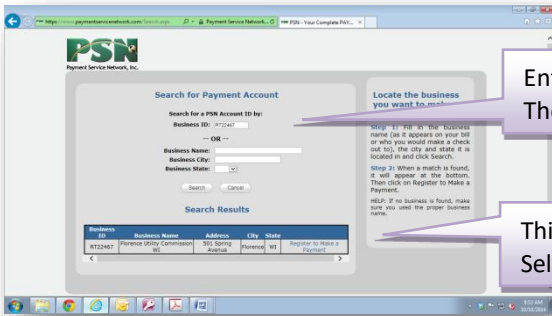
1



The first time, select "Create an Account" (Future payments, simply log in with the ID you create—it's 4 easy steps)



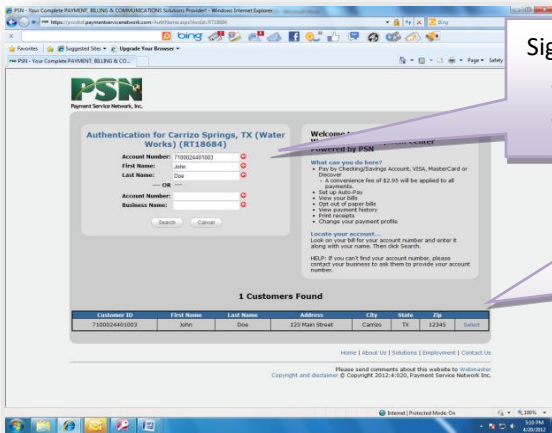
2



Enter Business ID **RT16881** Then "Search"

This box will appear Select "Register"

3



Sign in by entering:

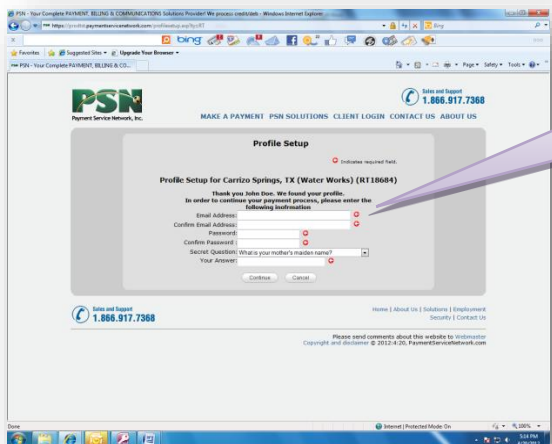
- Account Number (this is on your utility bill)
- Last Name

Once you hit Submit, your name should appear at the bottom

- Click on Select

If your name doesn't appear, make sure you have the correct account number. If you need assistance, please call the utility office at 262-473-1383.

4



Fill out the requested information and select Continue.

That's it. You can now make a payment!

If you have questions on the amount of your bill or your account number, please call the utility office at 262-473-1383.

If you have questions on paying your utility bills or viewing your eBill on your mobile device, please call PSN at 866.917.7368.